

KRISTA MUTUAL WATER CO.
MEETING OF THE BOARD OF DIRECTORS
FEBRUARY 23, 2026
STARTING TIME: 10:00 AM
TELECONFERENCE VIA: Zoom.com ID# 853 6091 9766
Phone # 1-669-900-9128

Board of Directors

Sandi McElhenney – President
Jonathan Paley - Treasurer
Michael McNichols – Secretary

General Manager

Pamela Jarecki
Assistant General Manager
Brenda Fessia

Distribution Operator

Mountain Water Quality Management LLC
Lee Winagura

Teleconference Name:
Location:

1. Call to order
2. Discussion on adjustment of agenda
3. Public Comments
4. Fluoride Contamination Planning Project/Fluoride Mitigation Project State Revolving Fund/PROP 1
Annexation & Well Site Improvements and Generator Installation Project Update
Interconnection Water Service Agreement between KMWC and LCWD
Motion_____ Second_____ Ayes_____ Nays_____ Absent_____
KMWC and LCWD O&M agreement for interconnection
Motion_____ Second_____ Ayes_____ Nays_____ Absent_____
Water Service Agreement - MOU for consolidation KMWC & LCWD
Motion_____ Second_____ Ayes_____ Nays_____ Absent_____
Approval of State Meeting minutes 1-27-2026
Motion_____ Second_____ Ayes_____ Nays_____ Absent_____
5. Approval of Board Meeting minutes 1-26-2026
Motion_____ Second_____ Ayes_____ Nays_____ Absent_____
6. Treasury Report
Motion_____ Second_____ Ayes_____ Nays_____ Absent_____
7. Distribution Operator Report
Motion_____ Second_____ Ayes_____ Nays_____ Absent_____

Closed Session: None

Adjournment _____

Next meeting will be held by Zoom and in the office March 30, 2026, at 10:00am. Agenda will be posted on the website (<https://kristamutualwater.com/>) 4 days before meeting. The public is invited to attend.

To be placed on the agenda please call (661) 245-5613.

Krista/Lebec Consolidation Meeting with State Minutes

January 27, 202, 9:00am to 10:00am

Attendance:

Krista Mutual Water Company (Krista)- Pamela Jarecki **Absent - Sandi McElhenney**
Lebec County Water District (LCWD) –Jessica Carroll & Chris Guadarrama, **Absent - Rick Puckett**
Self Help Enterprises (SHE) - Carlos Bravo, **Absent - Armando Murrieta**
State Water Resource Control Board (SWRCB) - Audrey Dyte (DFA-TA), Ryan Icenhower & Dmitriy Kulik, **Absent - Akash Bhat & Jeff Densmore**
Quad Knopf (QK) – Krista’s Engineer - Cathy Williams, **Absent - Rebekah Godett**
Provost & Pritchard (P&P)- LCWD’s Engineer - Jeff Eklund
Frazier Mountain High School - Misty Johnston & Sarah Haflich **Absent - Jennifer Giancanelli**

1. Update on Easement

The Tejon property across the street –

New Report: Cathy and Pam had a meeting with Angelica yesterday with Tejon Ranch. Their CEO just retired, and Matt Walker is taking over. He is brand new to water and Angelica gave him an update on what our project looks like and all the steps we have done to get here so that once legal has approved the easement he can make an informed decision. She caught him up to speed on Lebec’s projects too.

2. Update FCPP (Fluoride Contamination Planning Project) completion 02-28-2026 & Meter grant completion 12-31-2025

Phase 1 - Meter grant completed 12-31-2025

Environmental and Engineering budget & Designs

Phase 2 - Fluoride Project - Interconnect, Booster Pump, Lebec Upgrades, Krista Well site housing, & Well Pump replacement and Generator

(Priority A, B & C are from 2021-0409 KMWC Annexation Study for LCWD-Final package prepared by P&P)

Designs – **Update:** DDW approved the designs on 12-11-2025. **Lebec and P&P have review them will be sending over comments soon.**

Plans & Spec’s will have Lebec as the lead on all paperwork, bids etc....

Ryan will update Jeff Densmore that DDW will then need to send an email confirming they agree with Lebec’s comments.

SHE’s TA – Done. Carlos confirmed that QK can move forward with the designs for the consolidation.

PFAS – **Krista’s** follow up sample in October was ND.

Lebec has it in the State & Chimney well. The levels were just above for PFBS – State well was 3.5 and Chimney Well was 3.8. Retest is done and Lebec is on quarterly monitoring and will need to report on their CCR's. 1st quarterly sample taken in the 4th quarter of 2025 was the same, PFAS was still detected.

New Well tested Non detect for PFAS, once well is active, DDW will issue the monitoring schedule.

No change - Fluoride for November was 2.1 MCL – RAA 2.3

Construction Application was submitted 6-30-2025, Akash is reviewing everything.

DFA- Akash is hoping to get it funded by March otherwise we must wait until August.

Cathy and Carlos are getting updated budget info including the Attorney fees for the MOU and the stamped PER needs to be sent over by Carlos. Akash emailed the group about his requests.

Lebec, P&P and Carlos are working on getting all documentation to him. Carlos is going to reach out to Akash about the PER budget and if that needs to be adjusted as an amendment.

DWSRF (Drinking Water State Revolving Fund) application.

- **Interconnection between Krista MWC and LCWD facilities**
- **MOU – Water Service Agreement and Operations and Maintenance agreement** – Krista's attorney has a draft MOU and it has been sent out to P&P & QK for review. Once their comments have been added it will be sent out to Lebec and their attorney. The other 2 agreements are being worked on.
- **Interconnection Pipeline** – and power will be underground, water lines are 5 ft from Gas lines and in the count right of way, will need to contact, Oil and Fiber Optic
- **Booster pump station** – Everyone has reviewed the designs, QK will need to do 2 easements, one for lines and one for the blending station and the entrance will need to come from Lebec Road so QK will need to reconfigure the layout & get confirmation to cross oil and fiber optic lines. (See Easement notes)
- **Blending Station** – will now house the Generator as well.
- **Land acquisition** – Working on Licensing/Easement agreement
- **SCADA (connection to LCWD)** – to use Lebec's preferred company High Tide.
- **Replacement Piping (Section 3.2 of Annexation Study for LCWD)** – final designs approved by DDW 12-11-2025, Lebec and P&P still need to submit comments
- **New 100,000-gallon LCWD Storage Tank (Section 3.2 of Annexation Study for LCWD)** – All tanks will be earthquake ready and fitted with seismic tank valves. Solar and SCADA is already located at this site and will be transferred over to new tank. Electricity will need to be added.
- **Associated valving, controls and electrical** – Nothing needed right now

Phase 3 - Consolidation/Annexation System Replacement (Upgrades to Krista's system) - Priority B improvements (to be designed by QK and reviewed by P&P)

- **MOU – Water Service Agreement Consolidation** - Waiting to hear back from legal.
- **Replacement of hydrants**
- **Adding Air and Vacuum valves**
- **Providing Blowoffs**
- **New 132,000-gallon Storage Tank (which would replace existing tanks 1,3 and 4 in KristaMWC)** All

tanks will be earthquake ready and fitted with seismic tank valves. High Tide & solar will be needed at this site.

- **Existing Tank 2 (44,000 gallon) would remain and be relined and recoated.**

Priority C items (to be designed by QK and reviewed by P&P)

- Watermain replacement (Should be completed concurrently with Priority B)
- Valve replacement (Should be completed concurrently with Priority B)
- Reconnection of service lines (Should be completed concurrently with Priority B)

UPDATE: Budget is now 80K/connection and Krista now has 180 so \$14,400,000 or 194 potential \$15,520,000

3. Update on Lebec's New Well completion 4-2026 –

Lebec's New Well Completion & Frazier Mountain High School Annexation 4-2026

Akash Bhat – see notes above on request for more info.

Jeff Eklund sent over the updated schedule. Lebec is hoping to get the bid out by the end of February, they are finishing up the electrical plan and there were some pipeline relocations. If all goes well FBA approval 3 months later and construction to begin this summer. Phase 2 Highschool project construction to begin January of 2027. Phase 1B, well, pipeline and blending station installation to wrap up the middle of 2027 and Phase 2 Highschool interconnection to wrap up the end of 2027.

High School: Point of use has been approved.

4. LAFCo: for Lebec, Frazier Mountain High School and Krista:

- 2 phases:** Phase 1 FMHS a) Interconnection
b) Annexation
Phase 2: Krista a) Interconnection
b) Annexation

Jeff Eklund – Still waiting for documentation - Finalize the LAFCo annexation package by end of year after receiving submittal documentation from the developer.

State easement has been sent over to Lebec's attorney for review, hope to be executed by the middle of February.

Updated Schedule P&P attached

5. Non-system Improvement items

- **Kern LAFCo (KMWC and/or LCWD) –** working through the MSR and SOI amendment for 4 annexation areas.

- **Environmental documentation (QK to provide)** Done, filed 01-06-2023, DWSRF environmental forms are also done.
- **Rate Study (P&P/CRWA/RCAC) – Lebec & Krista are working with SHE on their Rate Study.**
- the rate study is done for Krista and implemented in May 2025. Lebec was done in July.
- **DDW Water Supply Permit Amendment (KMWC initially, LCWD - later) –** Lebec and P&P have the necessary papers to fill out for the conditional permit for the drilling of the well and will need a new permit for the new well and tank to send into the state. Additionally once Lebec and Krista annex there will be a modification of water permit needed.
- **Integration of Operations (KMWC and/or LCWD) – MOU/Water service agreement and/or managerial service contract for operations**
- **Property Acquisition and Legal Documents for Booster Pump Station in Krista MWC (LCWD and QK)**
- **Power – underground – Kern County requirements will be used**

Scheduling/Timing Discussion

- **Plans, Specifications and Cost Estimates and PDR**
- **Kern LAFCo**
- **Construction Funding (LCWD)**
 1. **Blending station**
 2. **Annexation**
- **Well No. 4 construction and system update in LCWD per 4.1.1 of Lebec Study)**

Future Agenda items – Nothing

Next meeting: February 24th – 9:00 am to 10:00 am.

Krista Mutual Water Company
Meeting of the Board of Directors 1-26-2026

In attendance Via Zoom: Pamela Jarecki, Sandi McElhenney, Cathy Williams (Quad Knopf, QK) & Carlos Bravo (SHE, Self Help Enterprises)

Office: Michael McNichols & Brenda Fessia

Absent: Jonathan Paley

Public attending Office: None

Public attending Via Teleconference at office: William Lawrence

1. **Call to Order** at 10:02 am
2. **Adjustments to the Agenda:** None
3. **Public Comments:** None
4. **Fluoride Contamination Planning Project/Fluoride Mitigation Project State Revolving Fund/PROP 1 Annexation & Well Site Improvements and Generator Installation Project Update**
Annexation Update:
 - Tejon Ranch – nothing new.
 - Blending station designs from QK have been sent out, waiting on DDW, DFA, Lebec and P&P to confirm their changes are good to go
 - Interconnection Water Service Agreement between KMWC and LCWD
 - KMWC and LCWD O&M agreement for interconnection
 - Water Service Agreement - MOU for consolidation KMWC & LCWD – **Krista's Attorney & Pam went over the MOU draft and sent it over for review with P&P and QK before we send it to the board and attorneys.**
 - **DFA** – DFA is requesting QK to update the budget for the Construction application, Get P&P to stamp the PER and is hoping to get the funding done by March. If not, it will be in August as the fiscal year end is July and they do not approve claims or agreements from April to July. QK is also double-checking tank size for Lebec's tank replacement.
5. **Approval of the Minutes:** Approval of the minutes for 12-29-2025 board meeting
 - Sandi McElhenney made a motion to approve the minutes for 12-29-2025 board meeting, Michael McNichols second it, 2/0/0/1 absent.
6. **Treasury Report: Profit and loss is at 2.73% -** Fergusons bill for 2025 was not issued and this week we will be paying for both 2025 and 2026 membership.
 - Sandi McElhenney made a motion to approve the Treasury report Michael McNichols second it, 2/0/0/1 absent.
7. **Distribution Operators Report:**
 - Sandi McElhenney made a motion to approve the Distribution operators report, Michael McNichols second it, 2/0/0/1 absent.
 - **Generator Rental** – Bronco Pump and power is not charging us for the week of generator rental for Christmas week during the unplanned power outage that was supposed to last 24 hours.
 - Sandi McElhenney motioned to return the generator until needed again, Michael McNichols Second it 2/0/0/1 absent.
8. **Cross Connection Control Plan:** No news. Remove from future agendas until needed
9. **Tejon-Castac Water Basin JPA** – No news. Remove from future agendas until needed

Closed Session: None

Adjournment: Sandi McElhenney made a motion to adjourn the meeting at 10:26am, Michael McNichols second it, 2/0/0/1 absent.

Michael McNichols, Secretary

Krista Mutual Water Company

Balance Sheet Detail
As of February 17, 2026

DATE	TRANSACTION TYPE	NUM	NAME	MEMO/DESCRIPTION	SPLIT	DEBIT	CREDIT	AMOUNT	BALANCE
ASSETS									
1000 Cash in Bank									
1001 California Bank & Trust #3526									
Beginning Balance									92,587.03
01/20/2026	Deposit				4101 Residential Water	\$96.52		96.52	92,683.55
01/20/2026	Deposit				-Split-	\$932.18		932.18	93,615.73
01/20/2026	Deposit				4101 Residential Water	\$82.56		82.56	93,698.29
01/21/2026	Deposit				4101 Residential Water	\$131.07		131.07	93,829.36
01/21/2026	Deposit				-Split-	\$1,583.17		1,583.17	95,412.53
01/21/2026	Deposit				4101 Residential Water	\$131.39		131.39	95,543.92
01/21/2026	Deposit				-Split-	\$175.00		175.00	95,718.92
01/21/2026	Deposit				4101 Residential Water	\$92.57		92.57	95,811.49
01/21/2026	Deposit				-Split-	\$139.95		139.95	95,951.44
01/22/2026	Deposit				-Split-	\$100.00		100.00	96,051.44
01/22/2026	Deposit				4101 Residential Water	\$72.22		72.22	96,123.66
01/22/2026	Deposit				-Split-	\$100.00		100.00	96,223.66
01/23/2026	Deposit				-Split-	\$356.71		356.71	96,580.37
01/23/2026	Deposit				-Split-	\$125.00		125.00	96,705.37
01/26/2026	Payroll Check	DD	PAMELA A. JARECKI	Pay Period: 01/01/2026-01/31/2026	Direct Deposit Payable		\$2,619.11	-2,619.11	94,086.26
01/26/2026	Deposit				-Split-	\$100.00		100.00	94,186.26
01/26/2026	Deposit				-Split-	\$669.00		669.00	94,855.26
01/26/2026	Tax Payment		QuickBooks Payroll	Tax withdrawal	QuickBooks Tax Holding Account		\$1,129.07	-1,129.07	93,726.19
01/26/2026	Payroll Check	DD	BRENDA L. FESSIA	Pay Period: 01/01/2026-01/31/2026	Direct Deposit Payable		\$1,338.48	-1,338.48	92,387.71
01/27/2026	Deposit				-Split-	\$70.06		70.06	92,457.77
01/28/2026	Expense		SOCALGAS		6805 Utilities:Southern California Gas		\$35.76	-35.76	92,422.01
01/28/2026	Expense		Ferguson Meters & Automation		-Split-		\$2,880.00	-2,880.00	89,542.01
01/28/2026	Tax Payment		OR Department of Revenue	Tax Payment for Period: 01/24/2026-01/27/2026	6690 Payroll Taxes		\$150.00	-150.00	89,392.01
01/30/2026	Expense		OREGON DEPARTMENT OF REVENUE		Payroll Taxes Payable:OR Employment Taxes		\$0.01	-0.01	89,392.00
01/30/2026	Expense		USA 811		6005 Dues & Subscriptions		\$300.00	-300.00	89,092.00
01/30/2026	Deposit				-Split-	\$156.13		156.13	89,248.13
02/03/2026	Expense		AT&T 252115035 INTERNET & PHONE		6820 Telephone		\$22.69	-22.69	89,225.44
02/03/2026	Expense		USPS		6713 Postage & Freight		\$2,859.85	-2,859.85	86,365.59
02/03/2026	Tax Payment		QuickBooks Payroll	Tax withdrawal	QuickBooks Tax Holding Account		\$4.53	-4.53	86,361.06
02/04/2026	Deposit				-Split-	\$260.00		260.00	86,621.06
02/04/2026	Deposit				-Split-	\$496.29		496.29	87,117.35
02/04/2026	Expense		Bronco Pump & Power Company LLC		6260 Equipment Rental		\$3,340.23	-3,340.23	83,777.12
02/04/2026	Expense		ZALCO LABS		6885 Water Analysis		\$40.00	-40.00	83,737.12
02/05/2026	Transfer			Funds Transfer	1007 Cash in Bank:California Bank & Trust #8061		\$500.00	-500.00	83,237.12
02/06/2026	Deposit				-Split-	\$100.00		100.00	83,337.12
02/06/2026	Deposit				4101 Residential Water	\$79.76		79.76	83,416.88
02/07/2026	Expense		AT&T 23884120298641 *Relay		6820 Telephone		\$31.76	-31.76	83,385.12
02/08/2026	Deposit				4101 Residential Water	\$86.84		86.84	83,471.96
02/08/2026	Expense		QUICKBOOKS INTUIT	2469216EL30Q61H14 4254 INTUIT *QBooks Online CL.INTUIT.COM C	6005 Dues & Subscriptions		\$20.00	-20.00	83,451.96
02/09/2026	Deposit				-Split-	\$143.22		143.22	83,595.18
02/09/2026	Deposit				-Split-	\$80.89		80.89	83,676.07
02/09/2026	Deposit				4101 Residential Water	\$69.87		69.87	83,745.94
02/10/2026	Expense		AT&T 287364474882 Internet and Phone		6820 Telephone		\$71.42	-71.42	83,674.52
02/10/2026	Expense		Nave Law Offices, A Professional Corporation	5597	6717 Legal & Accounting:Legal		\$315.00	-315.00	83,359.52
02/10/2026	Deposit				-Split-	\$1,653.35		1,653.35	85,012.87
02/10/2026	Expense		PG&E 6411589972-2		6811 Utilities:Pacific Gas & Electric		\$1,580.00	-1,580.00	83,432.87
02/11/2026	Deposit				-Split-	\$25.00		25.00	83,457.87
02/11/2026	Deposit				4101 Residential Water	\$114.57		114.57	83,572.44

Krista Mutual Water Company

Balance Sheet Detail
As of February 17, 2026

DATE	TRANSACTION TYPE	NUM	NAME	MEMO/DESCRIPTION	SPLIT	DEBIT	CREDIT	AMOUNT	BALANCE
02/11/2026	Deposit				4101 Residential Water	\$288.33		288.33	83,860.77
02/11/2026	Deposit				4101 Residential Water	\$77.95		77.95	83,938.72
02/12/2026	Deposit				-Split-	\$122.00		122.00	84,060.72
02/12/2026	Expense		MICROSOFT		6005 Dues & Subscriptions		\$8.66	-8.66	84,052.06
02/12/2026	Deposit				-Split-	\$55.00		55.00	84,107.06
02/13/2026	Expense		SOUTHERN CALIFORNIA EDISON		6812 Utilities:Southern California Edison		\$25.05	-25.05	84,082.01
02/13/2026	Expense		AT&T - 66124869368901- TANKS		6820 Telephone		\$202.56	-202.56	83,879.45
02/13/2026	Deposit				-Split-	\$477.82		477.82	84,357.27
02/13/2026	Deposit				-Split-	\$152.85		152.85	84,510.12
02/13/2026	Deposit				4101 Residential Water	\$80.00		80.00	84,590.12
02/17/2026	Expense		KAISER		6652 Insurance:Medical		\$856.92	-856.92	83,733.20
Total for 1001 California Bank & Trust #3526								\$ -8,853.83	
1007 California Bank & Trust #8061									
Beginning Balance									
01/30/2026	Deposit		CALIFORNIA BANK & TRUST	Deposit	4700 Interest Income	\$14.00		14.00	85,265.76
02/05/2026	Transfer			Funds Transfer	1001 Cash in Bank:California Bank & Trust #3526	\$500.00		500.00	85,279.76
Total for 1007 California Bank & Trust #8061								\$514.00	
1012 California Bank & Trust #5917									
Beginning Balance									
Total for 1012 California Bank & Trust #5917									45,000.00
Total for 1000 Cash in Bank								\$ -8,339.83	
1001 Cash in Checking CB&T 3526									
1100 Accounts Receivable									
1425 Liens Receivable									
Payroll Refunds									
QuickBooks Tax Holding Account								\$ -108.59	
1415 Plant & Equipment									
1700 Accumulated Depreciation									
TOTAL ASSETS								\$ -8,448.42	\$261,406.12
LIABILITIES AND EQUITY								\$759,892.38	\$261,406.12

KRISTA MUTUAL WATER COMPANY

Balance Sheet

As of February 17, 2026

	TOTAL
ASSETS	
Current Assets	
Bank Accounts	
1000 Cash in Bank	0.00
1001 California Bank & Trust #3526	83,733.20
1007 California Bank & Trust #8061	85,779.76
1009 California Bank & Trust #1034	0.00
1012 California Bank & Trust #5917	45,000.00
Total 1000 Cash in Bank	214,512.96
1001 Cash in Checking CB&T 3526	1,042.54
1010 Meter Inst. Well Site Gen 7776 - closed 12-30-2024	0.00
Total Bank Accounts	\$215,555.50
Accounts Receivable	
1100 Accounts Receivable	11,181.20
Total Accounts Receivable	\$11,181.20
Other Current Assets	
1200 Undeposited Funds	0.00
120000 Accounts Receivable	0.00
1201 Accounts Receivable Adjustment	0.00
1301 Grant Claims Receivable	0.00
1307 Prepaid Expenses	0.00
1308 Prepaid Insurance	0.00
1309 Prepaid Rent	0.00
Total 1307 Prepaid Expenses	0.00
1330 PREPAYMENTS-OTHER	0.00
1380 Deferred Tax Benefits - S/T	0.00
1425 Liens Receivable	10,954.53
Payroll Refunds	25.48
QuickBooks Tax Holding Account	59.41
Total Other Current Assets	\$11,039.42
Total Current Assets	\$237,776.12
Fixed Assets	
1415 Plant & Equipment	414,658.00
1416 Nondepreciable Capitalized Costs	0.00
1418 Engineering	
1700 Accumulated Depreciation	-391,028.00
Total Fixed Assets	\$23,630.00
Other Assets	
1420 Capitalized Grant Costs - KFCPP	0.00
Total Other Assets	\$0.00
TOTAL ASSETS	\$261,406.12

KRISTA MUTUAL WATER COMPANY

Balance Sheet

As of February 17, 2026

	TOTAL
LIABILITIES AND EQUITY	
Liabilities	
Current Liabilities	
Other Current Liabilities	
2001 Other Accounts Payable	6,857.12
2002 Grant Receipts Payable	0.00
2310 Prepaid Assessment Income	0.00
2401 Payroll Taxes Payable	0.00
CA PIT / SDI	35.17
CA SUI / ETT	37.79
Federal Taxes (941/943/944)	1,984.68
Federal Unemployment (940)	32.82
OR Employment Taxes	-2,196.77
OR Income Tax	450.00
OR Paid Family and Medical Leave	0.00
OR Statewide Transit Taxes	9.33
Total 2401 Payroll Taxes Payable	353.02
Direct Deposit Payable	0.00
Payroll Liabilities	230.93
CA PIT / SDI	17.89
CA PIT / SDI-1	17.28
CA SUI / ETT	14.76
CA SUI / ETT-1	23.03
Federal Taxes (941/943/944)	1,035.21
Federal Taxes (941/943/944)-1	971.84
Federal Unemployment (940)	5.54
Federal Unemployment (940)-1	27.28
OR Employment Taxes	26.92
OR Employment Taxes-1	0.01
OR Income Tax	150.00
OR Income Tax-1	0.00
OR Paid Family and Medical Leave	0.00
OR Paid Family and Medical Leave-1	0.00
OR Statewide Transit Taxes	3.11
OR Statewide Transit Taxes-1	3.11
Total Payroll Liabilities	2,526.91
Total Other Current Liabilities	\$9,737.05
Total Current Liabilities	\$9,737.05

KRISTA MUTUAL WATER COMPANY

Balance Sheet

As of February 17, 2026

	TOTAL
Long-Term Liabilities	
2410 Deffered Tax Liability	0.00
Total Long-Term Liabilities	\$0.00
Total Liabilities	\$9,737.05
Equity	
3000 Opening Balance Equity	-2,056.19
3010 Capital Stock	107,502.00
3015 Paid-In Capital	220,469.00
3200 Retained Earnings	-71,761.92
Net Income	-2,483.82
Total Equity	\$251,669.07
TOTAL LIABILITIES AND EQUITY	\$261,406.12

Krista Mutual Water Company

Budget vs. Actuals: Budget_FY26_P&L - FY26 P&L

January - December 2026

	TOTAL			
	ACTUAL	BUDGET	OVER BUDGET	% OF BUDGET
Income				
4101 Residential Water	22,196.25	205,000.00	-182,803.75	10.83 %
4105 Lot Water	408.01	3,600.00	-3,191.99	11.33 %
4210 Transfer Fees	50.00		50.00	
4220 Late Fees	615.70		615.70	
4240 Connection Fees	63.21		63.21	
4260 Adjustments	-2,031.36		-2,031.36	
Total Income	\$21,301.81	\$208,600.00	\$ -187,298.19	10.21 %
GROSS PROFIT	\$21,301.81	\$208,600.00	\$ -187,298.19	10.21 %
Expenses				
6000 Advertising and Promotion		50.00	-50.00	
6001 Chlorine		100.00	-100.00	
6003 Computer and Internet Expenses		0.00	0.00	
6004 Subcontractors	2,020.00	35,000.00	-32,980.00	5.77 %
6005 Dues & Subscriptions	3,486.91	8,500.00	-5,013.09	41.02 %
6006 Education Expense		600.00	-600.00	
6007 Supplies		500.00	-500.00	
6008 Equipment Fuel		250.00	-250.00	
6009 Meals & Entertainment		300.00	-300.00	
6010 Automotive		400.00	-400.00	
6260 Equipment Rental	3,340.23	17,000.00	-13,659.77	19.65 %
6650 Insurance				
6651 Liability		10,000.00	-10,000.00	
6652 Medical	1,780.78	9,500.00	-7,719.22	18.75 %
6656 Worker's Compensation		1,600.00	-1,600.00	
Total 6650 Insurance	1,780.78	21,100.00	-19,319.22	8.44 %
6680 Office Supplies		1,500.00	-1,500.00	
6685 Payroll Expenses		57,000.00	-57,000.00	
Taxes	424.08		424.08	
Wages	4,817.11		4,817.11	
Total 6685 Payroll Expenses	5,241.19	57,000.00	-51,758.81	9.20 %
6690 Payroll Taxes	272.04	5,700.00	-5,427.96	4.77 %
6710 Permits		800.00	-800.00	
6713 Postage & Freight	2,859.85	3,000.00	-140.15	95.33 %
6715 Legal & Accounting		500.00	-500.00	
6716 Accounting		7,000.00	-7,000.00	
6717 Legal	810.00	500.00	310.00	162.00 %
Total 6715 Legal & Accounting	810.00	8,000.00	-7,190.00	10.13 %
6725 Rent	770.00	4,600.00	-3,830.00	16.74 %
6737 State Income Tax		850.00	-850.00	
6800 Utilities				
6805 Southern California Gas	35.76	350.00	-314.24	10.22 %

Krista Mutual Water Company

Budget vs. Actuals: Budget_FY26_P&L - FY26 P&L

January - December 2026

	TOTAL			
	ACTUAL	BUDGET	OVER BUDGET	% OF BUDGET
6811 Pacific Gas & Electric	3,204.00	31,200.00	-27,996.00	10.27 %
6812 Southern California Edison	51.98		51.98	
Total 6800 Utilities	3,291.74	31,550.00	-28,258.26	10.43 %
6820 Telephone	752.93	3,300.00	-2,547.07	22.82 %
6885 Water Analysis	40.00	2,400.00	-2,360.00	1.67 %
8500 CIP - CAPITAL IMPROVEMENTS		6,000.00	-6,000.00	
8510 Bank Service Charges		100.00	-100.00	
Total Expenses	\$24,665.67	\$208,600.00	\$ -183,934.33	11.82 %
NET OPERATING INCOME	\$ -3,363.86	\$0.00	\$ -3,363.86	0.00%
Other Income				
4700 Interest Income	14.00		14.00	
Total Other Income	\$14.00	\$0.00	\$14.00	0.00%
NET OTHER INCOME	\$14.00	\$0.00	\$14.00	0.00%
NET INCOME	\$ -3,349.86	\$0.00	\$ -3,349.86	0.00%

Outstanding balances	2026	2025	2024	2023	2022	2021	2020	2019
January	5,763.45	\$6,770.45	\$8,689.30	\$7,098.34	\$8,880.27	\$7,559.26	\$3,728.43	\$1,719.16
February		\$7,227.04	\$7,583.90	\$5,688.83	\$9,840.50	\$9,769.36	\$3,331.15	\$2,512.68
March		\$7,785.91	\$8,084.97	\$6,704.46	\$9,233.85	* \$3,111.47	\$5,106.89	\$4,364.38
April		\$4,921.41	\$6,056.44	\$7,418.04	\$5,719.04	\$3,883.86	\$3,624.80	\$2,892.44
May		\$2,979.56	\$4,320.76	\$6,988.61	\$5,720.01	\$5,011.97	\$4,470.78	\$2,034.44
June		\$4,829.49	\$6,612.16	\$4,656.89	\$3,927.20	\$7,462.94	\$5,036.86	\$3,501.20
July		\$7,618.99	\$9,017.77	\$7,317.75	\$4,623.34	\$6,172.81	\$5,798.60	\$4,349.53
August		\$7,837.75	\$7,629.21	\$4,862.71	\$7,966.97	\$7,622.64	\$4,613.10	\$2,972.14
September		\$7,700.35	\$10,087.79	\$7,194.24	\$6,987.52	\$8,464.18	\$5,434.97	\$2,827.45
October		\$7,263.83	\$6,737.84	\$4,953.72	\$6,465.72	\$9,062.58	\$7,601.15	\$3,110.56
November		\$9,135.68	\$7,866.81	\$5,891.78	\$8,026.47	\$9,204.05	\$7,975.76	\$2,856.20
December		\$5,967.00	\$5,721.23	\$7,934.76	\$6,989.15	**\$10271.56	\$7,731.22	\$3,326.46

Krista Shut off's for non-payment 2026

	Shut off for non- payment	Reconnec ted	Request to be shut off
January	0	0	0
February	0	0	0
March			
April			
May			
June			
July			
August			
September			
October			
November			
December			

INVOICE

Mountain Water Quality
Management LLC
5401 Business Park S
Ste 208
Bakersfield, CA 93309-1661

info@mountainwaterquality.com
+1 (661) 517-0010
www.mountainwaterquality.com



Bill to
Krista Mutual Water Company
po box 951
frazier park, CA 93225 USA

Ship to
Krista Mutual Water Company
PO Box 951
Frazier Park, CA 93225-0951
USA

Invoice details
Invoice no.: 1019
Terms: Net 30
Invoice date: 02/13/2026
Due date: 03/15/2026

#	Product or service	Description	Qty	Rate	Amount
1.	Hours	Visit System 1x/Week	5	\$320.00	\$1,600.00
2.	Hours	Additional Hours Outside 1x/Week	0	\$80.00	\$0.00

Total \$1,600.00

Ways to pay



Contact Mountain Water Quality Management LLC to pay.

View and pay

KMWC - January 2026

Date	Time	Hours	Regular Hours	Regular Pay	Premium A	Premium Pay	Premium B	Premium Pay	Total Hours Charged	Wages	Expenses	Notes
1/2/2026	08:00-16:00	8	8	40	0	85	0	125	8	\$320.00	\$0.00	Clean up
1/5/2026	8:00 - 10:30	2.5	2.5	40	0	85	0	125	2.5	\$100.00	\$0.00	Reports
1/9/2026	09:00 - 14:30	5.5	5.5	40	0	85	0	125	5.5	\$220.00	\$0.00	Data Collection, 90 Day read, Red Tags
1/19/2026	8:00 - 16:00	8	8	40	0	85	0	125	8	\$320.00	\$0.00	Data Collection
1/23/2026	08:00 - 16:00	8	8	40	0	85	0	125	8	\$320.00	\$0.00	Data Collection
1/26/2026	08:00 - 16:00	8	8	40	0	85	0	125	8	\$320.00	\$0.00	Data Collection, Shut-off, Meter Read, Drawdown Testing
Totals:		40	40		0				40	\$1,600.00	\$0.00	

Base Pay: \$1,600.00
Expenses: \$0.00
Total: \$1,600.00

Payment receipt

You paid \$1,600.00

to Mountain Water Quality Management LLC on 2/13/2026

Invoice no.	1019
Invoice amount	\$1,600.00
Total	\$1,600.00

Status	Paid
Payment method	Credit Card
Authorization ID	MQ0297223804

Thank you



Mountain Water Quality Management LLC

+16615170010

www.mountainwaterquality.com | info@mountainwaterquality.com

5401 Business Park S, Bakersfield, CA 93309-1661

No additional transfer fees or taxes apply.

Intuit Payments Inc (IPI) processes payments as an agent of the business. Payments processed by IPI constitutes payment to the business and satisfies your obligation to pay the business, including in connection with any dispute or case, in law or equity. Money movement services are provided by IPI pursuant to IPI's licenses (NMLS #1098819, <https://www.intuit.com/legal/licenses/payment-licenses>). IPI is located at 2700 Coast Avenue, Mountain View, CA 94043, 1-888-536-4801.

Monthly Operator Report

System Name: Krista MWC - CA1500475

Month/Year: Jan-26

System Overview	
Wells in Operation	Well 1
Storage Tanks in Service	1 (44,000 Gal), 2 (84,000 Gal), 3 (25,000 Gal)
Pressure Zones	Pressure Zones to be Tested and Documented All Gravity Fed
	Zone - 1 ?
	Zone - 2 ?
	Zone - Well ~250 PSI
Treatment Systems (if applicable)	Sodium Hypochlorite Injection at Well 1
Notes	Tank 4 (25,000 Gal) offline since July. Will work with Liquivision

Water Production & Usage	
Previous Month Well 1 Meter Read (AF)	129.426
Current Month Well 1 Meter Read (AF)	131.809
Total AF Produced	2.383
Total Gallons Produced	776,502.933
Total Gallons Delivered (metered sales)	602,749.022
Documented Operational Use Gal (e.g., flushing, tank cleaning)	0.000
Unaccounted-for Water (gal)	173,753.911
Unaccounted-for Water (%)	22.38%
Total Non-Revenue Water Loss (gal)	173,753.911
Notes:	

Aquifer and Pump Testing	
Static Level (ft)	-35.6
Pumping Level (ft)	-54.8
Drawdown (ft)	-19.2
Recovery Level (ft)	-37.4
Recovery (%)	91%
GPM (average)	315
Flow Meter (gpm)	320

Water Quality	
Chlorine Residuals (average range) ppm	0.06 ppm (min 0.00 – max 0.37)
Manual Dosing Needed	Yes (Weekly)
Bacteriological Samples Collected	1 (Routine)
Bacteriological Results (Absent/Present)	Absent
Nitrate (mg/L)	3.82
Fluoride (mg/L)	2.1
Other	
Notes	

System Maintenance & Operations

Valves Exercised	0
Hydrants Flushed	0
Equipment Serviced	N/A
Repairs Completed	0
Notes	

Compliance & Sampling Summary

Bacteriological Sample Sitting Plan Followed (BSSP)	Yes
Consumer Confidence Report (CCR)	N/A
Cross-Connection Program	N/A
Other Compliance Notes	

Notable Issues & Recommendations

Issues encountered this month
Recommendations for next month

Operator Certification & Report Sign-Off

Prepared by	Lee Winagura
Operator Certification No.	D1-55115 / T2-46202
Date	2/13/2026

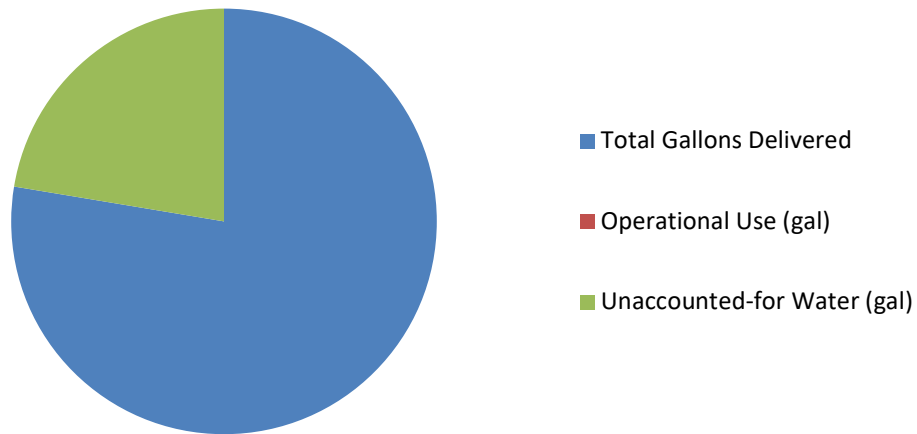
Monthly Water System Summary

Key Metrics	Jan-26
Total Gallons Pumped	776,502.933
Total Gallons Delivered	602,749.022
Operational Use (gal)	0.000
Unaccounted-for Water (gal)	173,753.911
Unaccounted-for Water (%)	22.38%
Total Non-Revenue Water Loss (gal)	173,753.911
Avg Chlorine Residual (ppm)	0.00
Min Chlorine Residual (ppm)	0
Max Chlorine Residual (ppm)	0.37
Nitrate (mg/L)	3.82
Fluoride (mg/L)	2.1
Static Level (ft)	-35.6
Pumping Level (ft)	-54.8
Recovery (%)	90.63%
GPM (average)	315

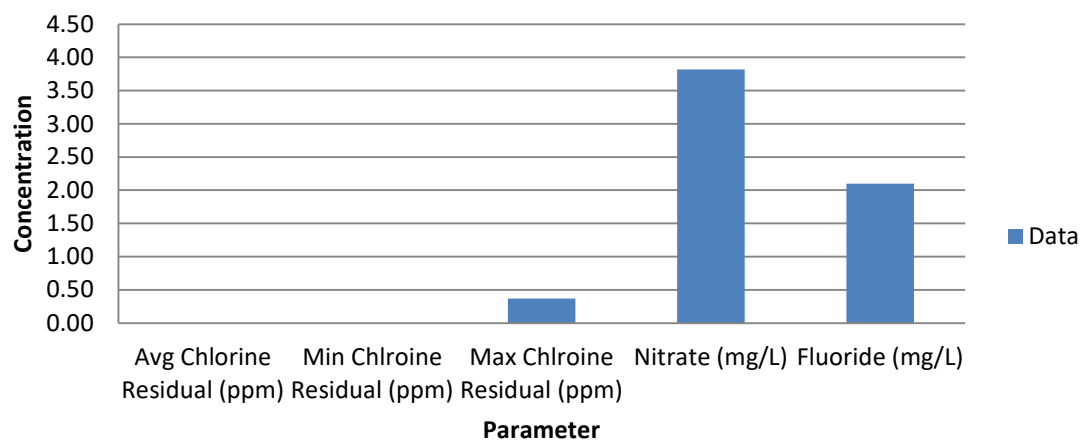
Notes on System:

System operating normally
Residuals are not within compliance range.
Still dosing Chlorine manually
Found a new supplier for equipment
Chlorinator found
Tank 4 - Working with GM
Hydrants are on backorder

Water Use Breakdown



Water Quality Indicators



Well Production 2026			Well Depth 250 feet				
	Date of meter reads	ACFT	gallons 1 acft = 325,851 gallons	CF 7.481 gallons = 1 CF	Customer Meter usage CF	Customer Meter usage gallons	Difference in CF
January	1/26/2026	2.383	776,503	103,797	80,579	602,811	23,218
February			0	0		0	0
March			0	0		0	0
April			0	0		0	0
May			0	0		0	0
June			0	0		0	0
July			0	0		0	0
August			0	0		0	0
September			0	0		0	0
October			0	0		0	0
November			0	0		0	0
December			0	0		0	0
		2.383	776,503	103,797	80,579	602,811	

Well Production 2025			Well Depth 250 feet				
	Date of meter reads	ACFT	gallons 1 acft = 325,851 gallons	CF 7.481 gallons = 1 CF	Customer Meter usage CF	Customer Meter usage gallons	Difference in CF
January	1/29/2025	3.7	1,205,649	161,161	133,712	1,000,299	27,449
February	2/24/2025	2.5	814,628	108,893	106,156	794,153	2,737
March	3/31/2025	4	1,303,404	174,229	132,063	987,963	42,166
April	4/28/2025	3.1	1,010,138	135,027	118,482	886,364	16,545
May	5/28/2025	4.4	1,433,744	191,651	155,080	1,160,153	36,571
June	6/30/2025	5.2	1,694,425	226,497	204,594	1,530,568	21,903
July	7/28/2025	5.1	1,661,840	222,141	190,129	1,422,355	32,012
August	8/25/2025	4.418	1,439,610	192,435	158,856	1,188,402	33,579
September	9/29/2025	4.72	1,538,017	205,590	172,597	1,291,198	32,993
October	10/27/2025	2.809	915,315	122,352	96,488	721,827	25,864
November	11/24/2025	2.547	829,942	110,940	86,936	650,368	24,004
December	12/29/2025	3.223	1,050,218	140,385	112,521	841,770	27,864
		45.717	14,896,930	1,991,302	1,667,614	12,475,420	

		Pump setting 168 feet						
Difference in gallons	Date of soundings	sounding off	sounding on	draw down	1 hour recovery depth	Flow rate GPM	active user daily use CF	per capita/da y in gallons
173,691	1/26/2026	35.6	54.8	19.2	37.4	315	150	50
0				0			0	0
0				0			0	0
0				0			0	0
0				0			0	0
0				0			0	0
0				0			0	0
0				0			0	0
0				0			0	0
0				0			0	0
0				0			0	0
0				0			0	0
0				0			0	0

602811

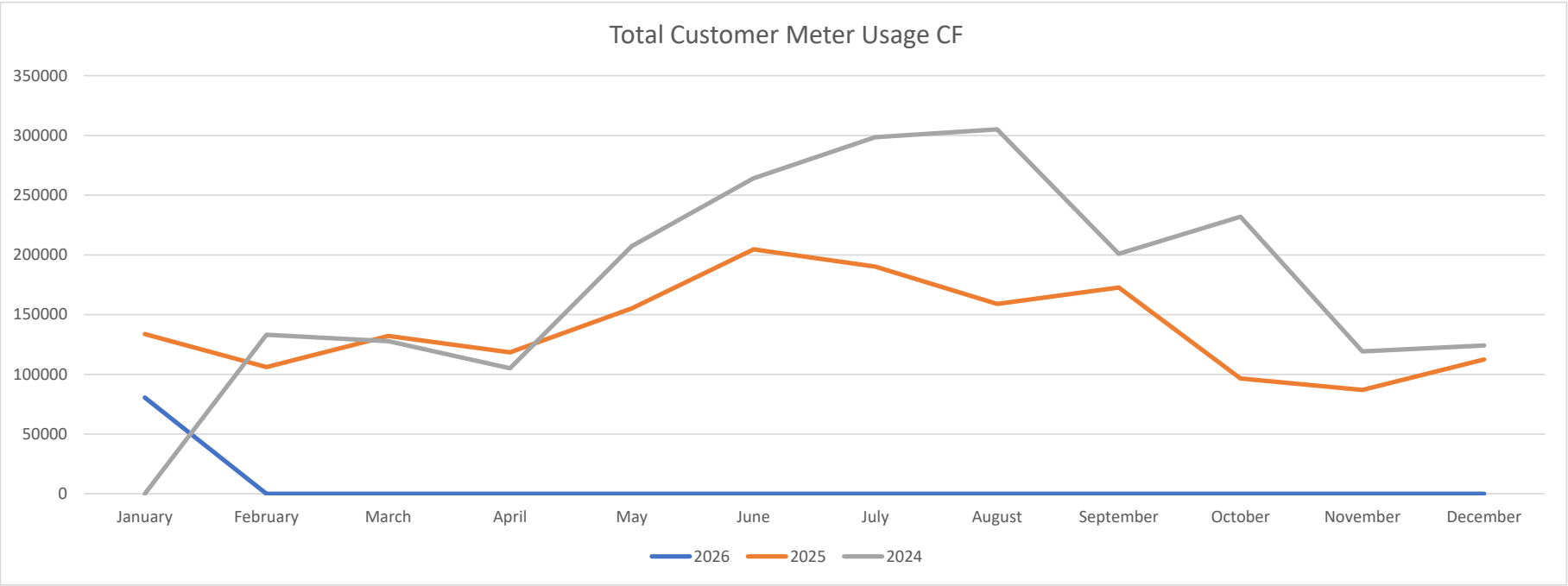
		Pump setting 168 feet						
Difference in gallons	Date of soundings	sounding off	sounding on	draw down	1 hour recovery depth	Flow rate GPM	active user daily use CF	per capita/da y in gallons
205,349	1/6/2025	47	52	5		320	233	77
20,474	2/24/2025	36.9	57.7	20.8	38.4	320	176	56
315,441	3/31/2025	36.6	57.4	20.8	38	340	26	63
123,774	4/28/2025	36.4	56.9	20.5	38.3	330	23	59
273,591	5/28/2025	38.1	58.1	20	39	320	30	77
163,857	6/30/2025	39.5	59.3	19.8	40.1	325	40	101
239,485	7/28/2025	40.5	49.5	9	41.6	320	37	94
251,208	8/25/2025	40.8	61	20.2	41.8	320	31	79
246,819	9/29/2025	40.3	60	19.7	40	320	33	85
193,489	10/27/2025	39.6	59.6	20	40.6	350	19	48
179,574	11/24/2025	38.2	58.9	20.7	39.2	320	17	43
208,448	12/29/2025	37.2	56.3	19.1	37	320	22	56

841770

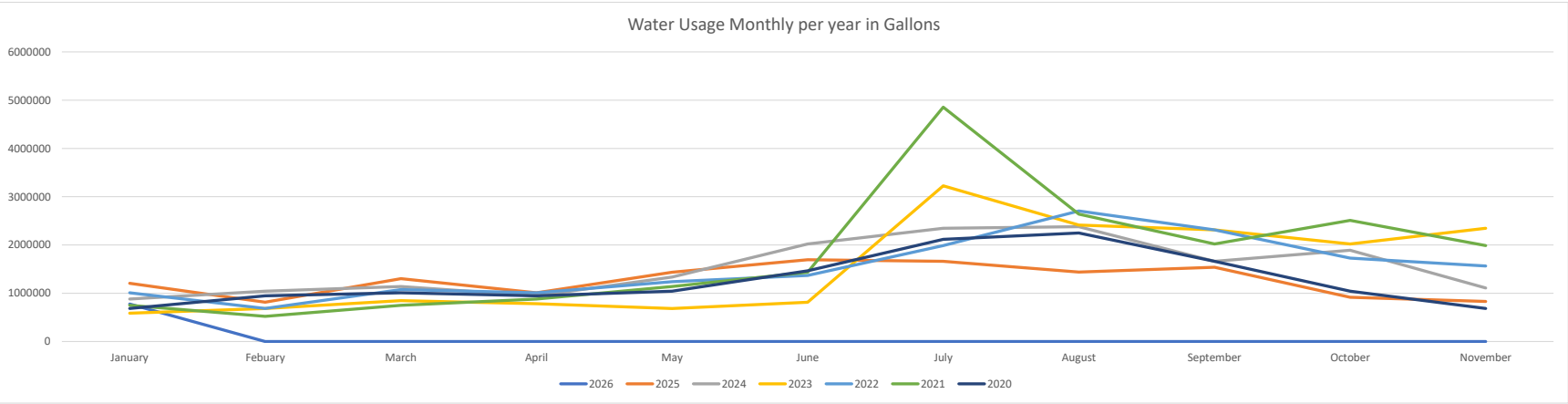
active user CF/month	Nitrates	Fluoride	Well useage Gallons per day GPD
622			25,883
0			0
0			0
0			0
0			0
0			0
0			0
0			0
0			0
0			0
0			0
0			0
0			0
0			0
0			0
Fluoride RAA		2.3	

active user CF/month	Nitrates	Fluoride	Well useage Gallons per day GPD
965			40,188
660		2.6	27,154
791			43,447
709			33,671
929		2.4	47,791
1225			56,481
1138			55,395
951	3.71	2.2	47,987
1034			51,267
578			30,511
521	3.8	2.1	27,665
674			35,007
Fluoride RAA		2.3	

Krista - Total Customer meter usage CF			
	2026	2025	2024
January	80579	133,712	0
February	0	106,156	133,176
March	0	132,063	127,733
April	0	118,482	105,146
May	0	155,080	207,192
June	0	204,594	264,156
July	0	190,129	298,606
August	0	158,856	305,052
September	0	172,597	200,819
October	0	96,488	231,954
November	0	86,936	119,237
December	0	112,521	124,144
Total	80,579	1,667,614	2,117,215



	2026	2025	2024	2023	2022	2021	2020	2019	2018	2017	2016	2015	2014	2013
January	776502.933	1,205,649	879,798	586,532	1,010,138	749,457	684,287	1,303,404	977,553	749,457	1,173,064	1,188,298	619,117	2,230,000
Febuary	0	814,628	1,042,723	684,287	684,287	521,362	944,968	977,553	325,851	521,362	1,270,819	1,300,709	586,532	1,886,000
March	0	1,303,404	1,140,479	847,213	1,075,308	749,457	1,010,138	651,702	358,436	716,872	1,107,893	1,124,110	694,063	2,156,000
April	0	1,010,138	944,968	782,042	1,010,138	879,798	944,968	1,140,478	1,987,691	782,042	1,010,138	1,036,136	847,213	2,330,000
May	0	1,433,744	1,335,989	684,287	1,238,234	1,140,479	1,042,723	1,889,936	1,759,595	1,987,691	3,812,457	3,831,749	879,798	2,703,000
June	0	1,694,425	2,020,276	814,628	1,368,574	1,433,744	1,466,330	1,466,330	2,671,978	2,900,074	1,564,085	1,583,528	1,107,893	3,461,000
July	0	1,661,840	2,346,127	3,225,925	1,987,691	4,855,180	2,118,032	1,955,106	3,225,924	3,942,797	2,867,489	2,880,328	1,205,649	3,778,000
August	0	1,439,610	2,378,712	2,411,297	2,704,563	2,639,393	2,248,371	1,955,106	2,900,073	4,040,552	1,433,744	3,274,581	1,368,574	4,236,000
September	0	1,538,017	1,661,840	2,313,542	2,313,542	2,020,276	1,661,840	1,661,840	2,932,659	2,476,467	1,140,479	1,153,434	1,270,819	3,850,000
October	0	915,315	1,889,936	2,020,276	1,727,010	2,509,053	1,042,723	977,553	2,280,957	2,313,542	1,270,819	1,819,754	944,967	3,067,000
November	0	829,942	1,107,893	2,346,127	1,564,085	1,987,691	684,287	1,140,479	1,303,404	2,443,882	1,531,500	1,538,564	749,457	2,421,000
December	0	1,050,218	1,107,893	1,368,574	749,457	1,498,915	651,702	847,212	1,629,255	1,955,106	977,553	1,406,277	716,872	2,180,000
Total	776,503	14,896,930	17,856,635	18,084,731	17,433,029	20,984,805.00	14,500,368.10	15,966,698.00	22,353,376.00	24,829,845.00	19,160,038.80	22,137,468.00	10,990,953.33	34,298,000.00



State Water Resources Control Board
Southern California Branch
Drinking Water Field Operations
Chlorination Operational Log

Month and Year January 2026

System Name Krista Mutual Water Company

Facility Name CA1500475_001_001

Maximum Capacity of the Chlorination Pump 24 GPD

Were there any malfunctions of the chlorination system this month? Yes _____ No ^x _____

If yes, list the date the malfunction occurred and action taken. Problems that cannot be promptly corrected must be reported to the Division. Bacteriological sampling must be conducted if the safety of the water is in question:

No malfunctions but chlorination pump is under rated for static and dynamic PSI at injection point

Unknown issue with supplier. Waiting to hear back regarding the pump.

Date	Time	Operator	Chlorine Rate		Crock Level	Meter Reading	Chlorine Residual		Operational Notes
			Speed	Stroke			Injection Pt.	Distribution	
1									
2									
3									
4									
5									
6									
7									
8									
9	11:15	LW	0	0	~1%	130.398	0	0	Chlorinator Unplugged Manual Dose
10									
11									
12									
13									
14									
15									
16									
17									
18									
19	12:15	LW	0	0	~1%	131.229	0	0	Chlorinator Unplugged Manual Dose
20									
21									
22									
23	11:00	LW	0	0	~1%	131.57	0	0	Chlorinator Unplugged Manual Dose
24									
25									
26	15:15	LW	0	0	~1%	131.809	0	0	Chlorinator Unplugged Manual Dose
27									
28									
29									
30									
31									

1. Operational notes include weekly dosage calculations, addition of solution, changes in feed rate and other pertinent info.
2. This form is to be maintained for each chlorination facility.
3. This form is to be kept on file for review by the Division.

Chlorine Residual Report

System Name: Krista Mutual Water Company

Month: January

System Number: CA1500475

Year: 2026

Day	Sampling Address	Residual
1		
2		
3		
4		
5		
6		
7		
8		
9	720 Canyon Dr	0
10		
11		
12		
13		
14		
15		
16		
17		
18		
19	720 Canyon Dr	0
20		
21		
22		
23	720 Canyon Dr	0
24		
25		
26	720 Canyon Dr	0
27		
28		
29		
30		
31		

Water Quality Summary Report

Prepared by: Mountain Water Quality Management

Date: February 13, 2026

Recipient: Krista Mutual Water Company

Location: PO Box 951, 3534 Mt. Pinos Way, Frazier Park, CA 93225

Project Manager: Lee Winagura

Laboratory: Zalco Laboratories, Inc.

Overview

- A routine bacteriological sample was collected from **720 Canyon Dr** on **January 27, 2026** at **12:50 PM**.

Key Findings

Microbiological Results:

- Total Coliform Bacteria: Absent
- E. coli Bacteria: Absent

Disinfection & Temperature Monitoring:

- Field Residual Chlorine: 0 ppm
- Field Temperature: Not Taken
- Laboratory Receipt Temperature: 6.0°C

Quality Control & Assurance

- Method: **SM 9223B (Colilert)**
- Method blanks: **Absent for Total Coliform and E. coli**
- Duplicate and reference controls: Within acceptable limits
- All holding times met.

Conclusion

- The water sample collected from **720 Canyon** on January 27, 2026, tested **negative for Total Coliform and E. coli**, indicating compliance with bacteriological drinking water standards.

Recommendations

- Maintain routine monthly monitoring as required by your Bacteriological Sample Siting Plan (BSSP).

For any further inquiries regarding this report, please contact:

Lee Winagura

Mountain Water Quality Management



Zalco
Laboratories, Inc.

4309 Armour Ave.
Bakersfield, CA 93308
661.395.0539

February 02, 2026

Pamela Jarecki

Krista Mutual Water Co.
3534 Mt. Pinos Way
Frazier Park, CA 93225
RE: Master

Zalco Work Order: 2601390

Zalco Project:

Enclosed are the results of analyses for samples received by our laboratory on 1/27/2026. If you have any questions concerning this report, please feel free to contact me.

Sincerely,

A handwritten signature in black ink, appearing to read "Ashlee Gonzalez". The signature is fluid and cursive, with a large loop at the end.

Ashlee Gonzalez For Juan Magana
Laboratory Technical Manager



**Zalco
Laboratories, Inc.**

4309 Armour Ave.
Bakersfield, CA 93308
661.395.0539

Krista Mutual Water Co.
3534 Mt. Pinos Way
Frazier Park, CA 93225

Project: Master
Project Number: KMWC DST/720 Canyon
Project Manager: Pamela Jarecki

Reported:
02/02/2026 10:32

Sample Results

Sample Name:	720 Canyon CA1500475	Receipt Temperature, Deg. C:	6.0
Zalco Lab ID:	2601390-01	Field Temperature, Deg. C:	
Sampled Date - Time:	1/27/2026 12:50:00PM	Field pH:	
Matrix:	Water	Sample Type:	Grab
Sampled By:	Lee Winagura	Field Residual Chlorine, ppm:	

Analyte	Result	Units	RL	MDL	Method	Analyst Int.	Dilution	Date Started	Date Completed	Qual
---------	--------	-------	----	-----	--------	-----------------	----------	-----------------	-------------------	------

Microbiological Testing

Total Coliform	Absent	P/A			SM 9223B Colilert 24	MO	1	1/27/26 14:58	1/28/26 15:05	
E. coli	Absent	P/A			SM 9223B Colilert 24	MO	1	1/27/26 14:58	1/28/26 15:05	



**Zalco
Laboratories, Inc.**

4309 Armour Ave.
Bakersfield, CA 93308
661.395.0539

Krista Mutual Water Co.
3534 Mt. Pinos Way
Frazier Park, CA 93225

Project: Master
Project Number: KMWC DST/720 Canyon
Project Manager: Pamela Jarecki

Reported:
02/02/2026 10:32

Quality Control

Microbiological Testing

Analyte	Result	Qual	Reporting Limit	Units	Spike Level	Source Result	%REC	%REC Limits	RPD	RPD Limit
Batch: 6A00647 - Micro										
Blank (6A00647-BLK1)										
					Prepared: 1/27/2026 Analyzed: 1/28/2026					
Total Coliform	Absent			P/A						
E. coli	Absent			P/A						
Duplicate (6A00647-DUP1)										
			Source: 2601388-01		Prepared: 1/27/2026 Analyzed: 1/28/2026					
Total Coliform	Absent			P/A		0.00				200
E. coli	Absent			P/A		0.00				200
Reference (6A00647-SRM1)										
					Prepared: 1/27/2026 Analyzed: 1/28/2026					
Total Coliform	Absent			P/A				0-200		
E. coli	Absent			P/A				0-200		
Reference (6A00647-SRM2)										
					Prepared: 1/27/2026 Analyzed: 1/28/2026					
Total Coliform	Present			P/A				80-120		
E. coli	Absent			P/A				80-120		
Reference (6A00647-SRM3)										
					Prepared: 1/27/2026 Analyzed: 1/28/2026					
Total Coliform	Present			P/A				0-200		
E. coli	Present			P/A				0-200		



**Zalco
Laboratories, Inc.**

4309 Armour Ave.
Bakersfield, CA 93308
661.395.0539

Krista Mutual Water Co.
3534 Mt. Pinos Way
Frazier Park, CA 93225

Project: Master
Project Number: KMWC DST/720 Canyon
Project Manager: Pamela Jarecki

Reported:
02/02/2026 10:32

Notes and Definitions

Item	Definition
MDL	Method Detection Limit
RL	Reporting Limit
Dry	Sample results reported on a dry weight basis.
ND	Not Detected
<	Less than
RPD	Relative Percent Difference
%REC	Percent Recovery
Source	Sample that was matrix spiked or duplicated.